


# Subtle Contemporary



## Subtle Contemporary - Scheme 1


- 1 Body
- 2 Fascia
- 3 Pop-Outs

SW 2844 Roycroft Mist Gray

SW 7045 Intellectual Gray

SW 7047 Porpoise

# Subtle Contemporary



## Subtle Contemporary - Scheme 2


- 1 Body
- 2 Fascia
- 3 Pop-Outs

SW 7637 Oyster White

SW 0049 Silver Gray

SW 9171 Felted Wool

# Subtle Contemporary




## Subtle Contemporary - Scheme 3

- 1 Body
- 2 Fascia
- 3 Pop-Outs

SW 7030 Anew Gray  
SW 7567 Natural Tan  
SW 7060 Attitude Gray

# Subtle Contemporary




## Subtle Contemporary - Scheme 4

- 1 Body
- 2 Fascia
- 3 Pop-Outs

SW 6098 Pacer White  
SW 7031 Mega Greige  
SW 7061 Night Owl

# Subtle Contemporary



## Subtle Contemporary - Scheme 5


- 1 Body
- 2 Fascia
- 3 Pop-Outs

SW 0037 Morris Room Grey

SW 7025 Backdrop

SW 1015 Skyline Steel


# Subtle Contemporary



## Subtle Contemporary - Scheme 6

- |            |                       |
|------------|-----------------------|
| 1 Body     | SW 9109 Natural Linen |
| 2 Fascia   | SW 9111 Antler Velvet |
| 3 Pop-Outs | SW 7059 Unusual Gray  |

# Subtle Contemporary




## Subtle Contemporary - Scheme 7

- 1 Body
- 2 Fascia
- 3 Pop-Outs

SW 0049 Silver Gray  
SW 7043 Worldly Gray  
SW 7019 Gauntlet Gray

# Subtle Contemporary




## Subtle Contemporary - Scheme 8

- 1 Body
- 2 Fascia
- 3 Pop-Outs

SW 7531 Canvas Tan  
SW 7506 Loggia  
SW 0038 Library Pewter



# Subtle Contemporary




## Subtle Contemporary - Scheme 9

- 1 Body
- 2 Fascia
- 3 Pop-Outs

SW 7036 Accessible Beige  
SW 0037 Morris Room Grey  
SW 2846 Roycroft Bronze Green


# Subtle Contemporary



## Subtle Contemporary - Scheme 10

- |            |                        |
|------------|------------------------|
| 1 Body     | SW 7541 Grecian Ivory  |
| 2 Fascia   | SW 7638 Jogging Path   |
| 3 Pop-Outs | SW 7053 Adaptive Shade |

# Subtle Contemporary



## Subtle Contemporary - Scheme 11

- |            |                      |
|------------|----------------------|
| 1 Body     | SW 9173 Shiitake     |
| 2 Fascia   | SW 7633 Taupe Tone   |
| 3 Pop-Outs | SW 7622 Homburg Gray |

# Subtle Contemporary



## Subtle Contemporary - Scheme 12

- 1 Body
- 2 Fascia
- 3 Pop-Outs

- SW 7042 Shoji White
- SW 9173 Shiitake
- SW 7504 Keystone Gray